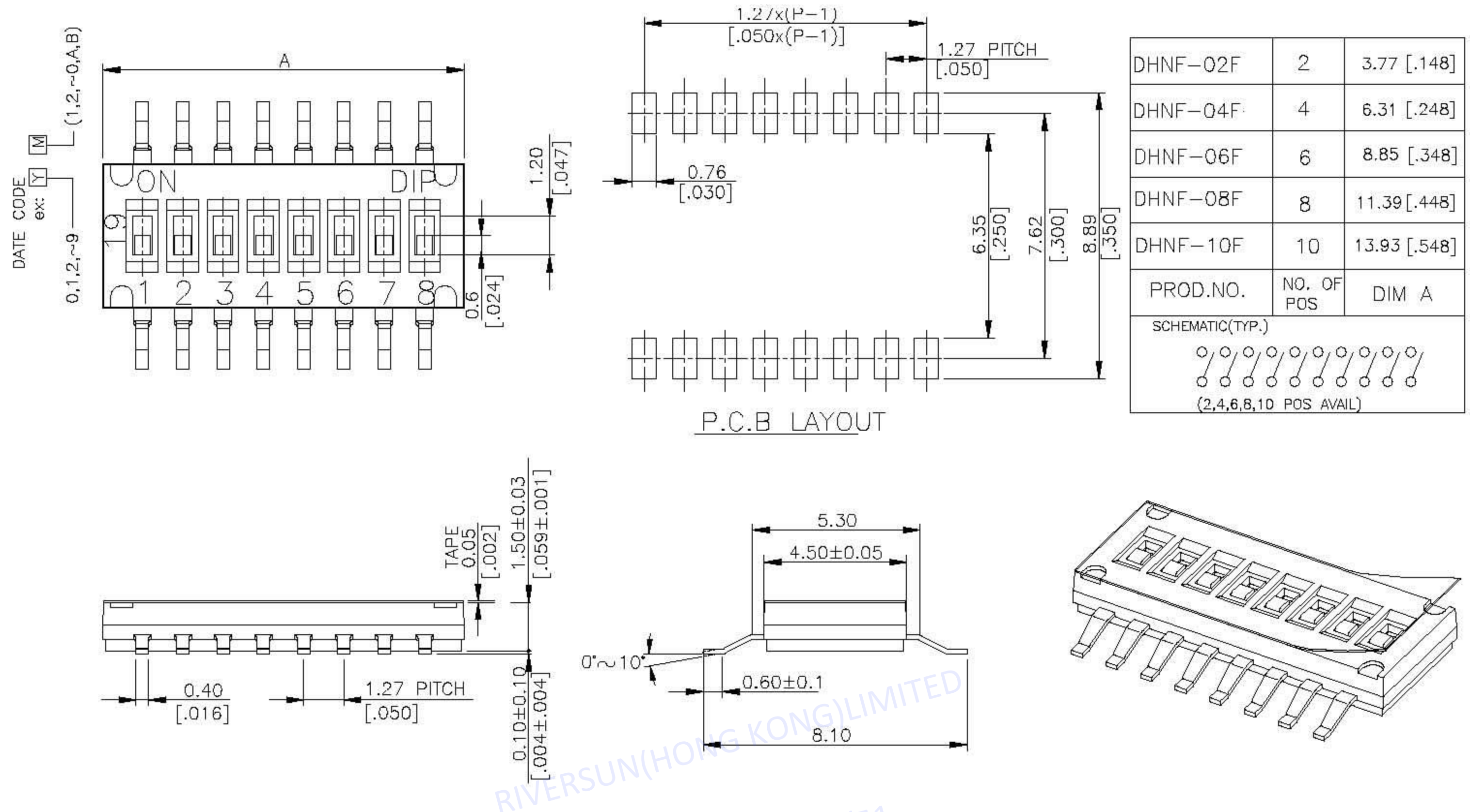


DHN(F) SERIES



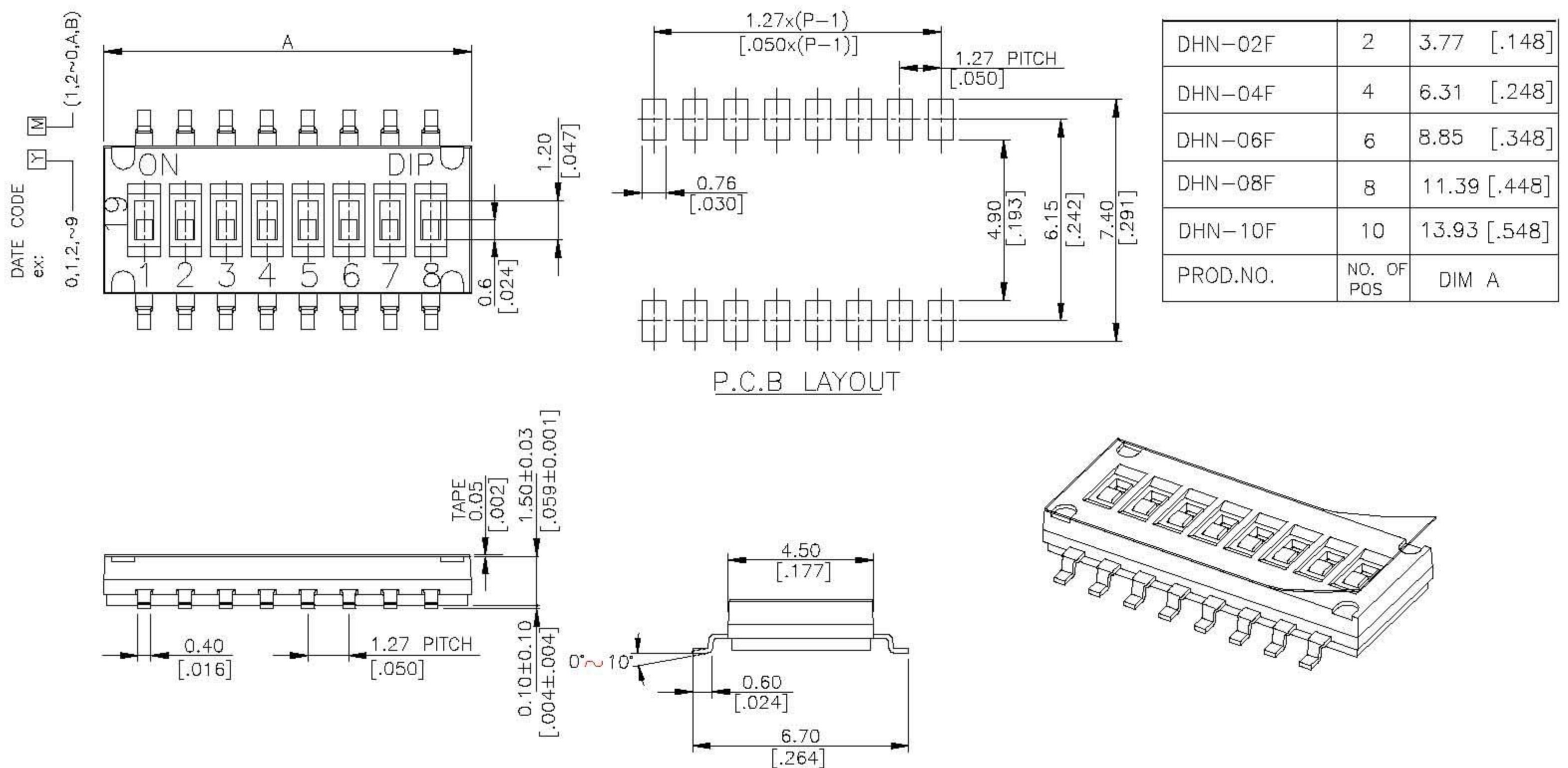
DIMENSIONS

DHNF (Terminal length 8.1mm)



GENERAL TOLERANCES MAX:±0.2mm.

DHN (Terminal length 6.7mm)



GENERAL TOLERANCES MAX:±0.2mm.

HOW TO ORDER

DHN(F) - □ □ □ - □ - □ - □

Package Style:

□ = Tube

T/R = Tape & Reel

Soldering

V = RoHS & Lead Free Solderable

Q = Halogen Free

Sealed:

□ = Regular

T = Top Tape Sealed

F = The Actuator In "OFF" Position For Delivery

Number Of Positions:

02 = 2 Positions

04 = 4 Positions

06 = 6 Positions

08 = 8 Positions

10 = 10 Positions

F= Half Pitch Dip Switch (Terminal Length 8.1mm)

□= Half Pitch Dip Switch (Terminal Length 6.7mm)

SPECIFICATION

Mechanical Life	Operation Force	Stroke	Operation Temperature	Storage Temperature
1000 cycles	500 gf	0.6mm	-40°C to +85°C	-40°C to +85°C

ELECTRICAL

Electrical Life	Non-Switching Rating	Switching Rating	Contact Resistance	Insulation Resistance	Dielectric Strength	Circuit
1000 Cycles	100 mA, 50VDC	25mA, 24VDC	100mΩ max. at initial	100MΩ min. (at 500VDC)	300VAC/1minute	SPST

MATERIAL

△ Base	: UL 94V-0 Nylon High – Temp. Thermoplastic
Color	: Black
△ Cover	: UL 94V-0 Nylon High – Temp. Thermoplastic
Color	: Black
△ Actuators	: LCP High – Temp. Thermoplastic
Color	: White
△ Contact	: Alloy Copper With Gold Plated
△ Terminal	: Brass With Gold Plated
△ Tape	: KAPTON

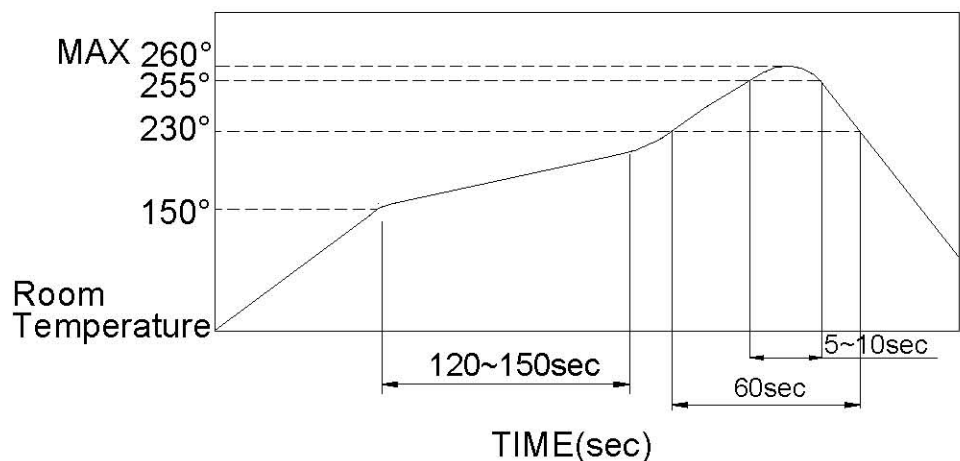
SOLDERING PROCESS

△CLEANING:

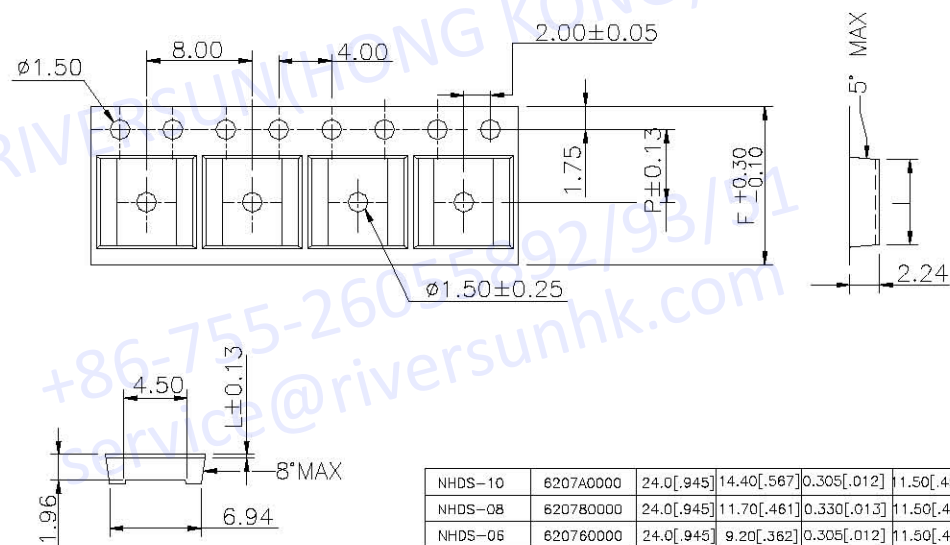
1. Only Tape sealed types apply to wash process.
2. Do not remove the tape before wash process.
3. After soldering process, do not continue the wash process immediately. Please wait for at least 3 minutes.
4. Apply alcoholic solvents as cleaning agent do not use other solvents or water.
5. Ultrasonic cleaning is not recommended.
6. The cleaning process per stage is max. 1 minute and the whole cleaning time are not to exceed 3 minutes.
7. Do not impose any external force on switch while washing.

△ Any flux enters the switch may fail the conductivity.

△Reflow Temperature Profile: (reference)



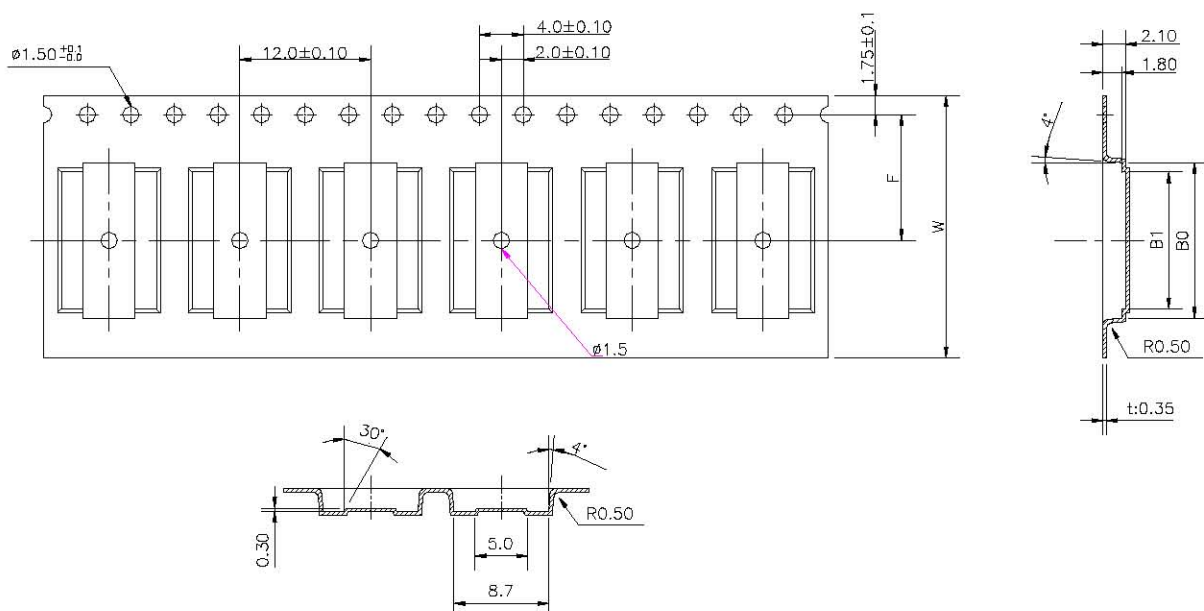
PACKING DHN CARRIER



NHDS TYPE	PART NO	DIM F	DIM I	DIM L	DIM P	cover
NHDS-10	6207A0000	24.0[.945]	14.40[.567]	0.305[.012]	1.50[.453]	21.3mm
NHDS-08	620780000	24.0[.945]	11.70[.461]	0.330[.013]	1.50[.453]	21.3mm
NHDS-06	620760000	24.0[.945]	9.20[.362]	0.305[.012]	1.50[.453]	21.3mm
NHDS-04	620740000	12.0[.472]	6.60[.266]	0.292[.012]	5.50[.217]	9.3mm
NHDS-02	620720000	12.0[.472]	4.20[.165]	0.229[.009]	5.50[.217]	9.3mm

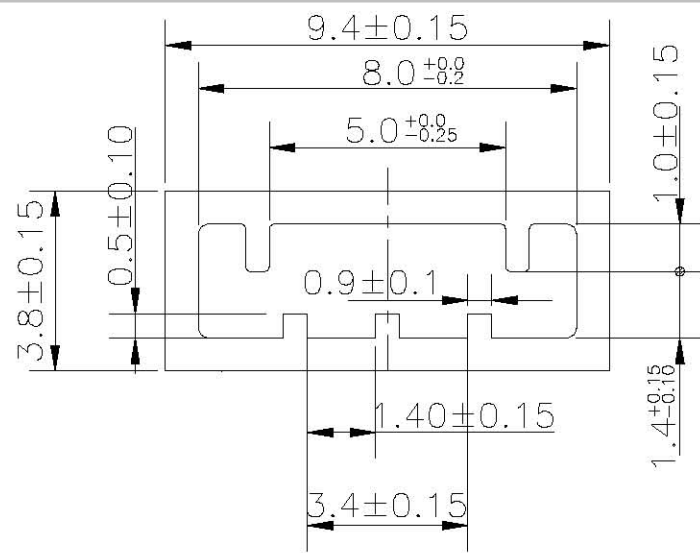
GENERAL TOLERANCES MAX:±0.1mm.

DHNF CARRIER

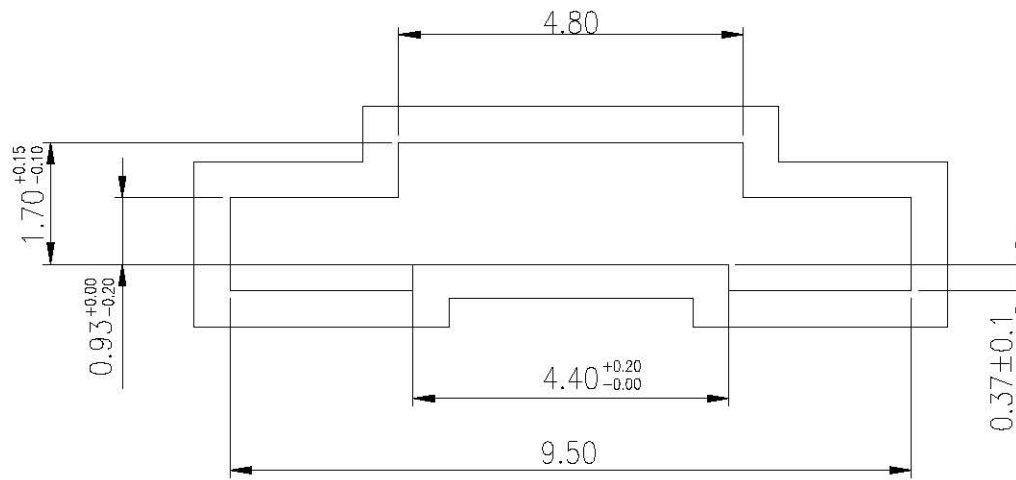


PART NAME	PART NO	DIM W	DIM F	DIM B0	DIM B1
FHDS-10	6217A0000	24.00±0.3	11.00±0.1	14.23	12.50
FHDS-08	621780000			11.65±0.30	9.96
FHDS-06	621760000			9.15±0.30	7.42
FHDS-04	621740000	16.00±0.3	7.50±0.1	6.61	4.88
FHDS-02	621720000	12.00±0.3	5.5±0.1	4.07	2.34

GENERAL TOLERANCES MAX:±0.1mm.

DHN TUBE

****GENERAL TOLERANCES MAX:±0.20mm.****

DHNF TUBE

****GENERAL TOLERANCES MAX:±0.20mm.****

Part Number	Number Per Tube	Number Per Reel
DHN-02	125	4000
DHN-04	75	4000
DHN-06	54	4000
DHN-08	40	4000
DHN-10	33	4000
DHNF-02	125	2500
DHNF-04	75	2500
DHNF-06	54	2500
DHNF-08	40	2500
DHNF-10	33	2500

RIVERSUNHONG KONG LIMITED
 +86-755-25055892/93/51
 service@riversunhk.com