


RoHS Compliant

CIT RELAY & SWITCH™
Division of Circuit Interruption Technology, Inc.

# A10

12.0 (23.8) x 12.9 x 9.9 mm

## Features

- Switching capacity up to 30A
- Dual relay available
- Withstands high temperature : 105°C operating temperature
- PC pin mounting available
- Ultra light weight : 4g

## Contact Data

| | |
|---|---|
| Contact Arrangement | 1A = SPST N.O.<br>1C = SPDT<br>2A = (2) SPST N.O.<br>2C = (2) SPDT |
| Contact Rating | 1A : 25A, 30A @ 14VDC<br>1C : 25A, 30A @ 14VDC N.O.<br>: 20A, 25A @ 14VDC N.C.<br>2A : 25A, 30A @ 14VDC<br>2C : 25A, 30A @ 14VDC N.O.<br>: 20A, 25A @ 14VDC N.C. |

| | |
|---|---|
| Contact Resistance | < 30 milliohms initial |
| Contact Material | $AgSnO_2$ |
| Max Switching Power | 420W |
| Max Switching Voltage | 28VDC |
| Max Switching Current | 40A On, 30A Off<br>(current flow 3 sec max with make/ break ratio of 1:10) |
| Limiting Continuous Current | NO/NC : 30A/25A @ 23°C<br>NO/NC : 25A/20A @ 85°C |

## Coil Data

| Coil Voltage VDC | | Coil Resistance Ω +/- 10% | Pick Up Voltage VDC (max) 70% of rated voltage | Release Voltage VDC (min) 10% of rated voltage | Coil Power W | Operate Time ms | Release Time ms |
|---|---|---|---|---|---|---|---|
| Rated | Max | | | | | | |
| 5 | 6.0 | 45 | 3.50 | 0.5 | .55 | ≤ 3 | ≤ 1.5 |
| 10 | 12.0 | 181 | 7.00 | 1.0 | .57 | | |
| 12 | 14.4 | 254 | 8.40 | 1.2 | .55 | ≤ 4 | |

## General Data

| | |
|---|---|
| Electrical Life @ rated load | 100K cycles, typical |
| Mechanical Life | 10M cycles, typical |
| Insulation Resistance | 100M Ω min. @ 500VDC |
| Dielectric Strength, Coil to Contact | 500V rms min. @ sea level |
| Contact to Contact | 500V rms min. @ sea level |
| Shock Resistance | 300m/s² for 6 ms |
| Vibration Resistance | 1.27mm double amplitude 10~40Hz |
| Terminal (Copper Alloy) Strength | 10N |
| Operating Temperature | -40°C to +105°C |
| Storage Temperature | -40°C to +155°C |
| Solderability | 260°C for 5 s |
| Weight | 4g, 8g |

**Caution**
1. The use of any coil voltage less than the rated coil voltage may compromise the operation of the relay.

*Specifications and availability subject to change without notice.*

*Dimensions shown in mm. Dimensions are shown for reference purposes only.*

RIVERSUN
86-755-26055892/93/51
service@riversunhk.com



www.citrelay.com
phone - 763.535.2339 fax - 763.535.2194

# A10

## Ordering Information

| 1. Series | A10 | 1C | S | 12VDC |
|---|---|---|---|---|
| A10 | | | | |
| 2. Contact Arrangement<br>1A = SPST N.O.<br>1C = SPDT<br>2A = (2) SPST N.O.<br>2C = (2) SPDT | | | | |
| 3. Sealing Option<br>S = Sealed | | | | |
| 4. Coil Voltage<br>5VDC<br>10VDC<br>12VDC | | | | |

## Dimensions

***Units = mm***

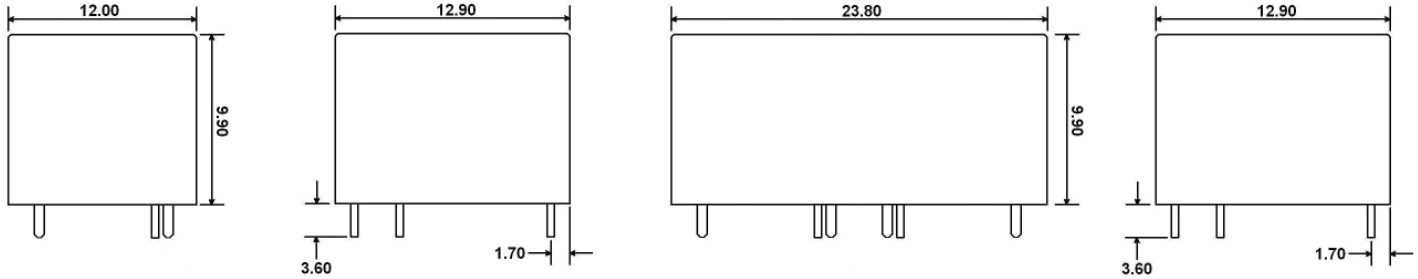


## Schematics & PC Layouts

***Bottom Views***

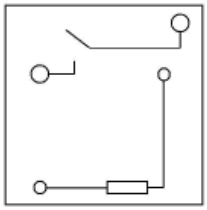

***1A***

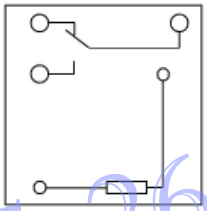

***1C***

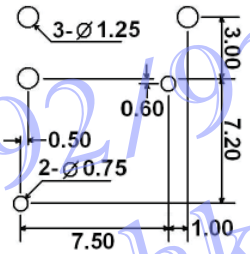


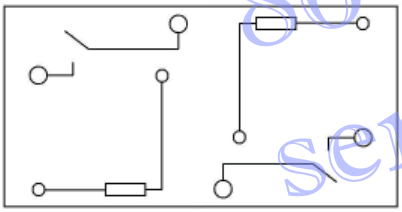

***2A***

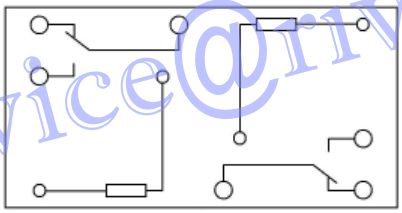

***2C***

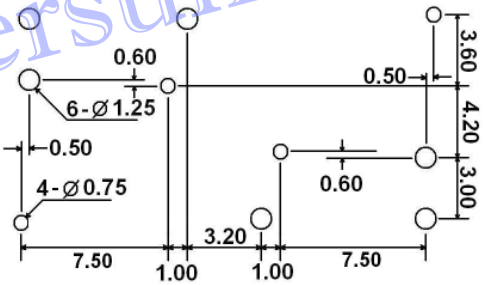


*Dimensions shown in mm. Dimensions are shown for reference purposes only.*

*Specifications and availability subject to change without notice.*

RIVERSUN
86-755-26055892/93/51
service@riversunhk.com