



RoHS Compliant

29.0 x 29.0 x 25.6 mm

## Features

- Switching capacity up to 40A
- Accommodates standard size automotive fuse
- Socket available
- Suitable for automobile and lamp applications
- Metal mounting tab
- Standard with 30A fuse
- LED indicator
- Sealed

## Contact Data

Contact Arrangement	1A = SPST N.O. 1C = SPDT
Contact Rating	40A @ 14VDC N.O. 30A @ 14VDC N.C.

Contact Resistance	≤ 50 milliohms initial
Contact Material	AgSnO <sub>2</sub>
Maximum Switching Power	560W
Maximum Switching Voltage	75VDC
Maximum Switching Current	40A

## Coil Data

Coil Voltage VDC		Coil Resistance Ω +/- 10%	Pick Up Voltage VDC (max)	Release Voltage VDC (min)	Coil Power W	Operate Time ms	Release Time ms
Rated	Max		75% of rated voltage	10% of rated voltage			
		1.8W					
6	7.8	20	4.5	0.6	1.8	10	5
12	15.6	80	8.0	1.2			
24	31.2	320	18.0	2.4			
48	62.4	1280	36.0	4.8			

## General Data

Electrical Life @ rated load	100K cycles, typical
Mechanical Life	10M cycles, typical
Insulation Resistance	100M Ω min. @ 500VDC
Dielectric Strength, Coil to Contact	1500V rms min. @ sea level
Contact to Contact	1500V rms min. @ sea level
Shock Resistance	98m/s <sup>2</sup> for 11 ms
Vibration Resistance	1.5mm double amplitude 10~40Hz
Operating Temperature	-40°C to +85°C
Storage Temperature	-40°C to +85°C
Solderability	260°C for 5 s
Weight	41 g

### Caution

1. The use of any coil voltage less than the rated coil voltage may compromise the operation of the relay.
2. Pickup and release voltages are for test purposes only and are not to be used as design criteria.

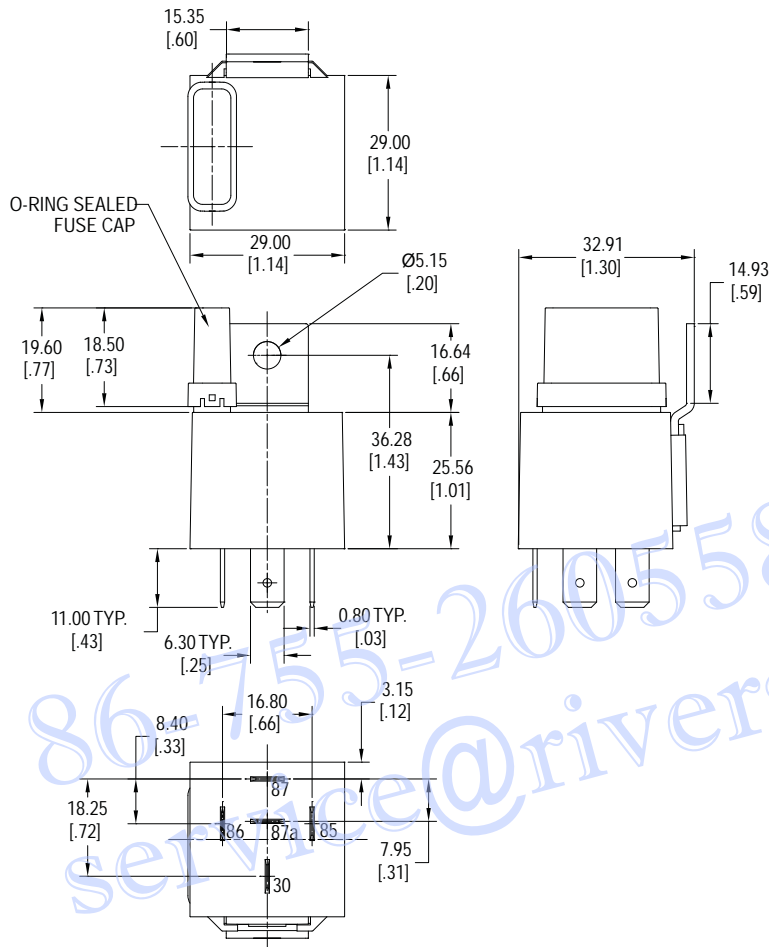
# A18

## Ordering Information

1. Series	A18	1A	S	12VDC
A18				
2. Contact Arrangement	1A = SPST N.O. 1C = SPDT			
3. Sealing Option	S = Sealed			
4. Coil Voltage	6VDC 12VDC 24VDC 48VDC			

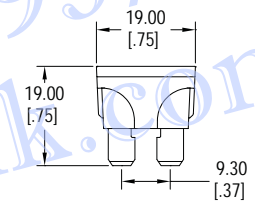
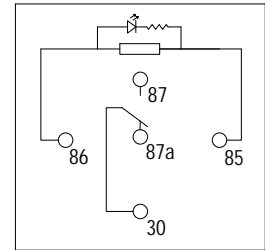
## Dimensions

Units = mm



## Schematic

Bottom View



**\*\*Accepts standard blade type fuse**

**\*\*Sockets HD-1001, HD-1002 and HD-1003**