

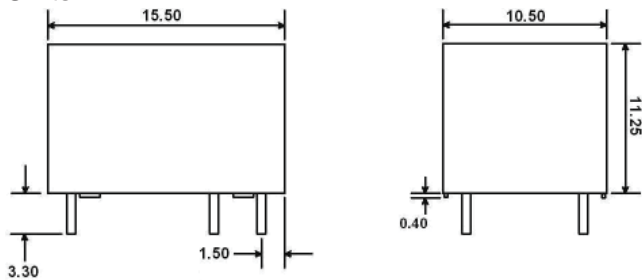
J102

Ordering Information

1. Series	J102	1C	S	3	12VDC	.45
J102 (6 pin configuration) Std J102K (5 pin configuration)						
2. Contact Arrangement	1A = SPST N.O. 1B = SPST N.C. 1C = SPDT					
3. Sealing Options	S = Sealed					
4. Contact Options	1 = 1amp Ag (requires .2, .36 or .45 watt coil) 3 = 3amp AgNi (requires .2, .36 or .45 watt coil) 3P = 3amp Ag (requires .2, .36 or .45 watt coil) 5 = 5amp AgNi (requires .45 watt coil)					
5. Coil Voltage	5VDC 6VDC 9VDC 12VDC 24VDC					
6. Coil Power	.20 = .20W .36 = .36W .45 = .45W					

Dimensions

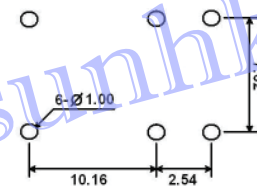
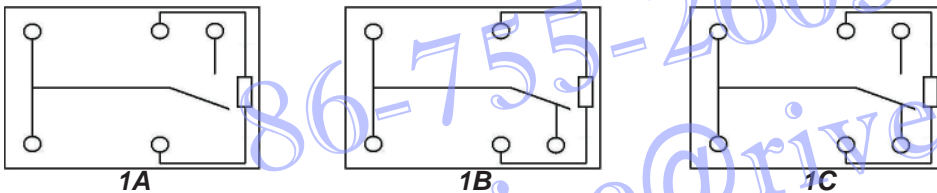
Units = mm



Schematics & PC Layouts

Bottom Views

J102



J102K

