



Features

- Switching capacity up to 10A
- Small size and light weight
- Low coil power consumption, High contact load
- Strong resistance to shock and vibration

Contact Data

Contact Arrangement	2A, 2B, 2C = DPST N.O., DPST N.C., DPDT 3A, 3B, 3C = 3PST N.O., 3PST N.C., 3PDT 4A, 4B, 4C = 4PST N.O., 4PST N.C., 4PDT
Contact Rating	2, & 3 Pole : 10A @ 220VAC & 28VDC 4 Pole : 5A @ 220VAC & 28VDC

Contact Resistance	< 50 milliohms initial
Contact Material	AgSnO ₂
Max Switching Power	2C, & 3C : 280W, 2200VA 4C : 140W, 110VA
Max Switching Voltage	300VAC
Max Switching Current	10A

Coil Data DC Parameters

Coil Voltage VDC		Coil Resistance Ω +/- 10%	Pick Up Voltage VDC (max)	Release Voltage VDC (min)	Coil Power W	Operate Time ms	Release Time ms
Rated	Max		75% of rated voltage	10% of rated voltage			
6	6.6	40	4.50	.6	.90	25	25
12	13.2		9.00	1.2			
24	26.4		18.00	2.4			
36	39.6		27.00	3.6			
48	52.8		36.00	4.8			
110	121.0		82.50	11.0			

Coil Data AC Parameters

Coil Voltage VAC		Coil Resistance Ω +/- 10%	Pick Up Voltage VAC (max)	Release Voltage VAC (min)	Coil Power W	Operate Time ms	Release Time ms
Rated	Max		80% of rated voltage	30% of rated voltage			
6	6.6	11.5	4.80	1.8	1.20	25	25
12	13.2		9.60	3.6			
24	26.4		19.20	7.2			
36	39.6		28.80	10.8			
48	52.8		38.40	14.4			
110	121.0		88.00	33.0			
120	132.0		96.00	36.0			
220	252.0		176.00	66.0			

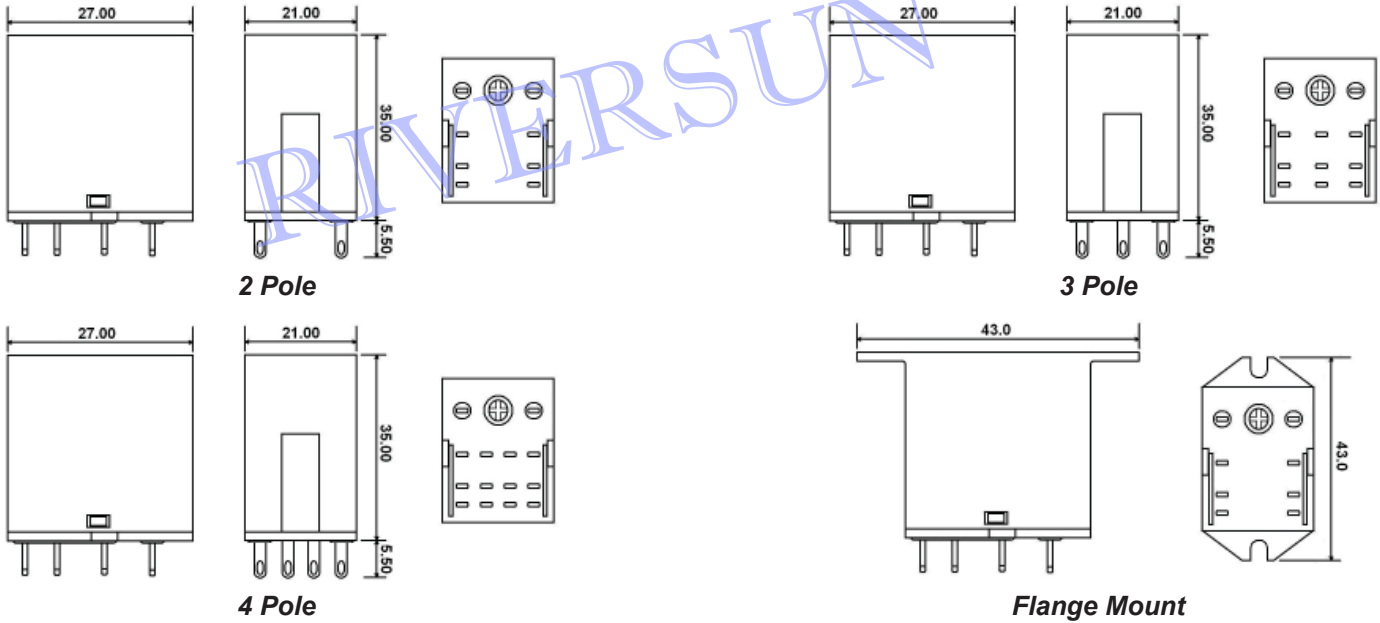
Dimensions shown in mm. Dimensions are shown for reference purposes only.

Specifications and availability subject to change without notice.

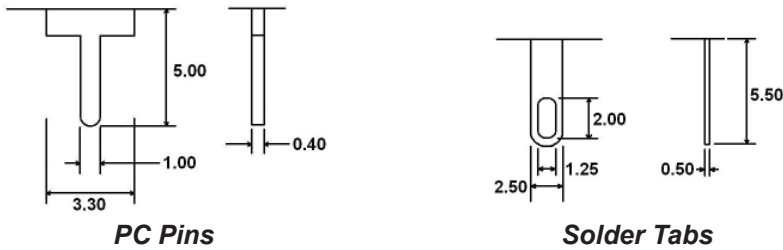
J152

Dimensions

Units = mm

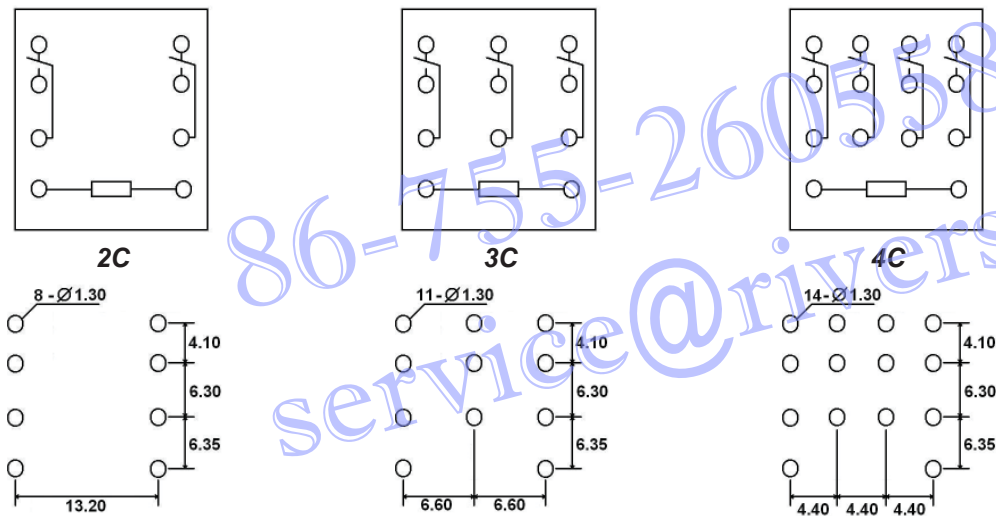


Termination Options



Schematics & PC Layouts

Bottom Views



Dimensions shown in mm. Dimensions are shown for reference purposes only.

Specifications and availability subject to change without notice.