

SPECIFICATIONS

Electrical Ratings	3A @ 120VAC, 28VDC; 1A @ 250VAC See Contact Options
Electrical Life	30,000 cycles typical
Contact Resistance	< 20 mΩ max initial @ 2-4VDC, 100mA
Dielectric Strength	1500Vrms min
Insulation Resistance	> 100MΩ min
Operating Temperature	-40°C to 85°C
Storage Temperature	-40°C to 85°C



UL US - E222871

MATERIALS ← RoHS COMPLIANT


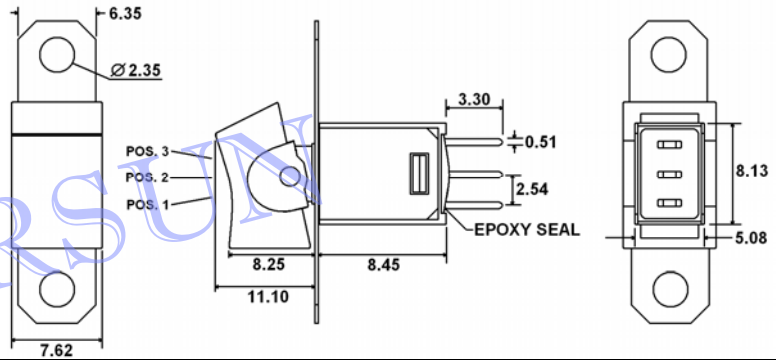


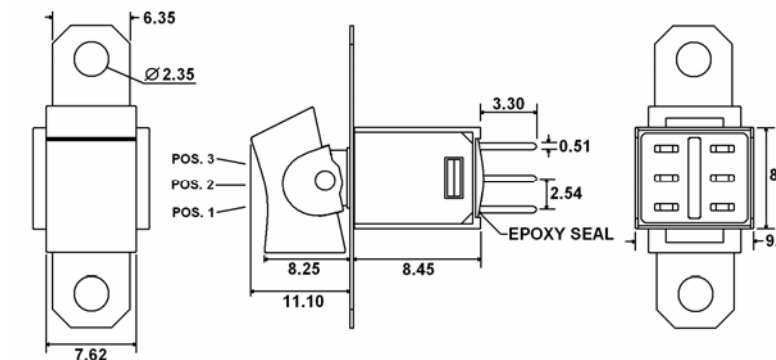
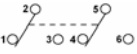
Actuator	6/6 Nylon
Housing	DAP – Diallyl Phthalate
Cover	Stainless Steel
Bushing	Brass, Nickel Plated
Contacts	Copper Alloy, Silver Plated
Terminals	Brass, Silver Plated

ORDERING INFORMATION

Series:	BNR	1	3	R1	2			C	Q	E
BNR										
Number of Poles:										
1 = SPDT										
2 = DPDT										
Switch Function:										
1 = ON-NONE-ON										
2 = ON-NONE-(ON)										
3 = ON-OFF-ON										
4 = (ON)-OFF-(ON) ** Only available in SPDT										
5 = ON-OFF-(ON) ** Only available in SPDT										
Actuator:										
R1 = Rocker, Panel Mount										
R2 = Rocker, Panel Mount										
R1P = Rocker, PC Mount										
R2P = Rocker, PC Mount										
Actuator Color:										
1 = White										
2 = Black										
3 = Red										
Actuator Marking Style:										
Blank = No Marking										
A, B, C										
Actuator Marking Color:										
Blank = No Marking										
W = White (Standard)										
B = Black										
Terminals:										
B = Solder Lugs										
C = PC Pin										
H = Horizontal Mount, Right Angle PC Pin; HS = Snap-in										
V = Vertical Mount, Right Angle PC Pin; VS = Snap-in										
A5 = PC Pin with Support Bracket; A5S = Snap-in Support Bracket										
Contacts:										
Q = Silver Plated										
R = Gold Plated										
G = Gold over Silver Plated										
Epoxy Seal:										
E = Epoxy Seal										

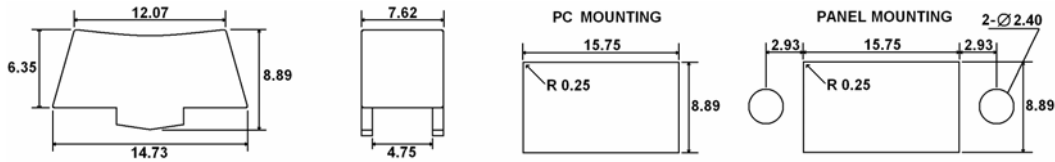
96-755-26055892/93/51
service@riversunhk.com

SWITCH FUNCTION

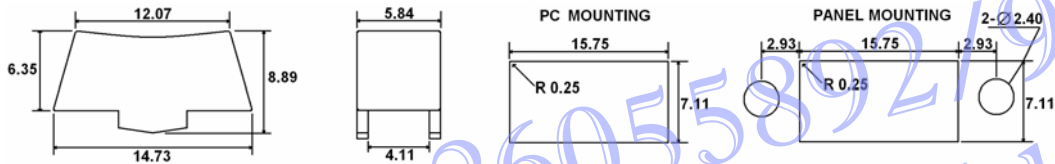
 SPDT	Function	Toggle Position			
	1	ON	NONE	ON	
	2	ON	NONE	(ON)	
	3	ON	OFF	ON	
	4	(ON)	OFF	(ON)	
	5	ON	OFF	(ON)	
	Terminals	2-3	---	2-1	
 DPDT	Function	Toggle Position			
	1	ON	NONE	ON	
	2	ON	NONE	(ON)	
	3	ON	OFF	ON	
	Terminals	2-3	---	2-1	

ACTUATOR OPTIONS (PANEL MOUNT / PC MOUNT)

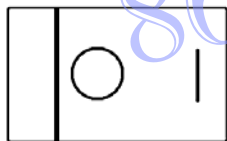
R1 / R1P



R2 / R2P



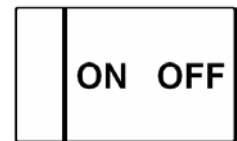
ACTUATOR MARKINGS



A

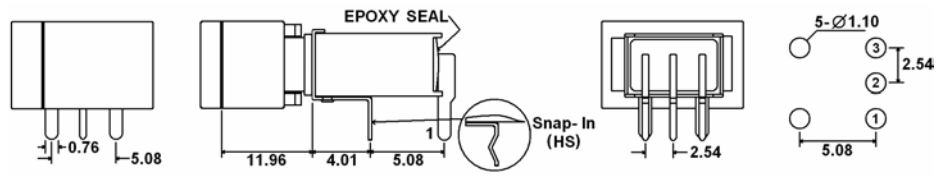
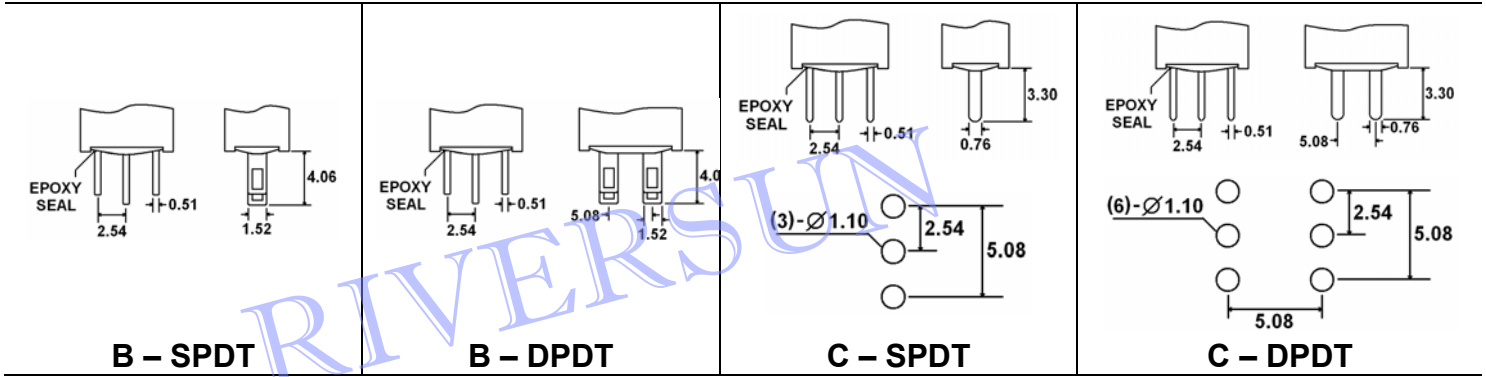


B

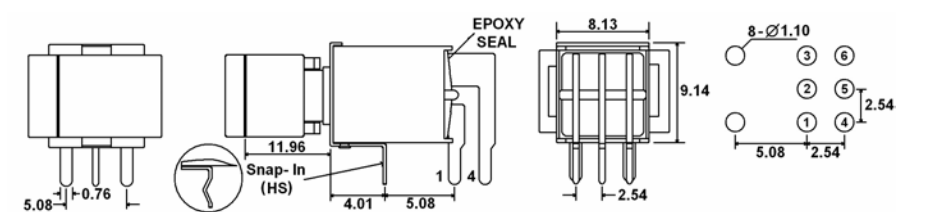


C

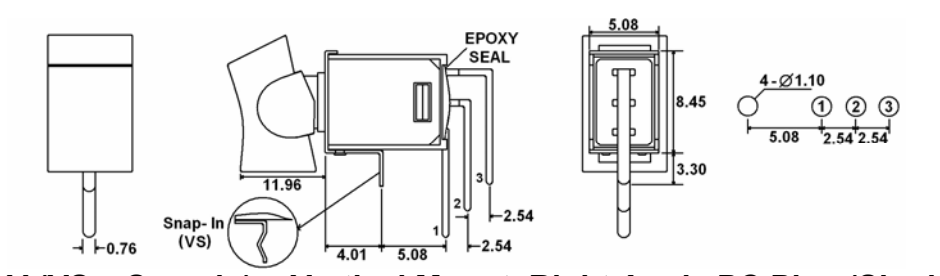
TERMINAL OPTIONS



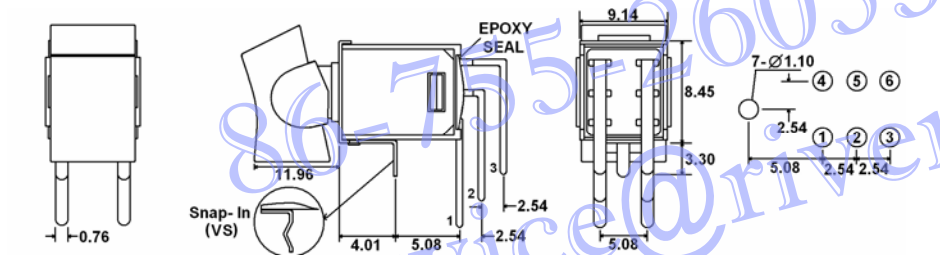
H (HS – Snap-in) = Horizontal Mount, Right Angle PC Pins (Single Pole)



H (HS – Snap-in) = Horizontal Mount, Right Angle PC Pins (Double Pole)

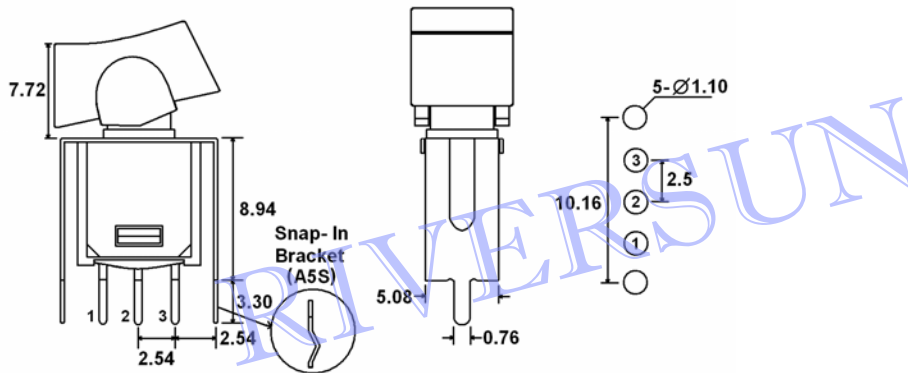


V (VS – Snap-in) = Vertical Mount, Right Angle PC Pins (Single Pole)

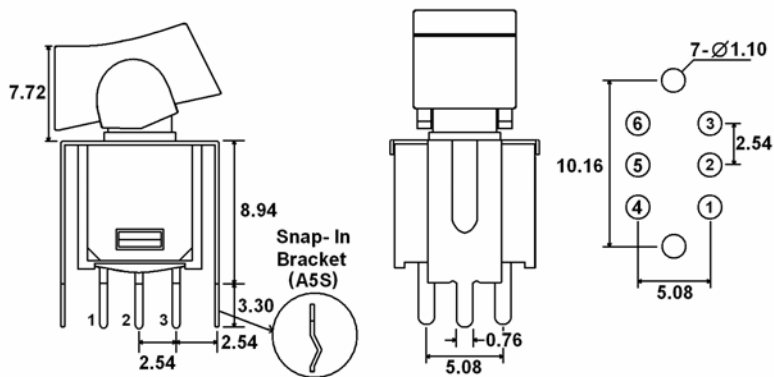


V (VS – Snap-in) = Vertical Mount, Right Angle PC Pins (Double Pole)

TERMINAL OPTIONS



A5 (A5S – Snap-in Bracket) = PC Pins with Support Bracket (Single Pole)



A5 (A5S – Snap-in Bracket) = PC Pins with Support Bracket (Double Pole)

CONTACT OPTIONS

Designator	Contact Material	Terminal Material	Electrical Ratings
Q	Silver Plating	Silver Plating	3A @ 120VAC, 28VDC; 1A @ 250VAC
R	Gold over Nickel Plating	Gold over Nickel Plating	.4 VA max @ 20VAC or VDC max
G	Gold over Silver Plating	Gold over Silver Plating	.4 VA max @ 20VAC or VDC max or 3A @ 120VAC, 28VDC; 1A @ 250VAC

86-755-26055892193/51
 service@riversunhk.com