

## SPECIFICATION

**POLE-POSITION** : 1 pole, 2 position ~ 8 position  
(STOP LESS) are available

**ELECTRICAL RATING** : 0.5A 24V DC ; 0.2A 48V DC

**CONTACT RESISTANCE** : 100mΩ Max.

**INSULATION RESISTANCE** : 100MΩ min. 500V DC

**DIELECTRIC STRENGTH** : Breakdown is not allowable ;  
500V AC for 1 minute

**OPERATING FORCE** : 350 ± 150 g

**OPERATING LIFE** : 2,000 cycles

**OPERATING TEMPERATURE RANGE** : - 20°C ~ 70°C



## MATERIAL

**HOUSING** : NYLON 6/6

**BASE** : LCP

**ACTUATOR** : NYLON 6/6

**TERMINAL** : Brass gold plating



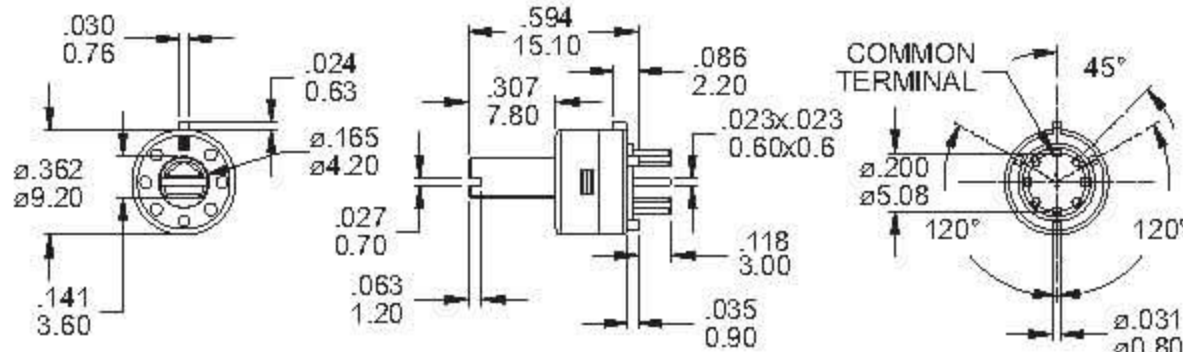
## HOW TO ORDER

Rotation	Number of Positions	Travel	Part Number
No Stop Continuous Rotation	OFF, 1,2,3,4,5,6,7	360°	RT-0C8
" OFF " In Extreme Anti-Clockwise Position (Position 1)	OFF, 1,2,3,4,5,6,7	315°	RT-0C7
	OFF, 1,2,3,4,5,6	270°	RT-0C6
	OFF, 1,2,3,4,5	225°	RT-0C5
	OFF, 1,2,3,4	180°	RT-0C4
	OFF, 1,2,3	135°	RT-0C3
	OFF, 1,2	90°	RT-0C2
	OFF, 1	45°	RT-0C1

Rotation	Number of Positions	Travel	Part Number
" OFF " In Extreme Clockwise Position (Position 8)	NOTE: Start position is 45° clockwise different form RT-001,RT-0C□ types		
	1,2,3,4,5,6,7,OFF	315°	RT-008
	1,2,3,4,5,6,7	270°	RT-007
	1,2,3,4,5,6	225°	RT-006
	1,2,3,4,5	180°	RT-005
	1,2,3,4	135°	RT-004
	1,2,3	90°	RT-003
	1,2	45°	RT-002

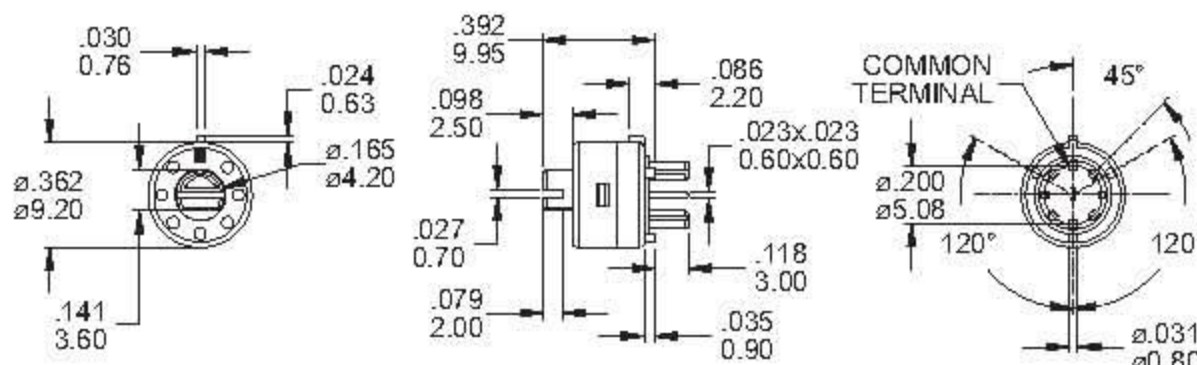
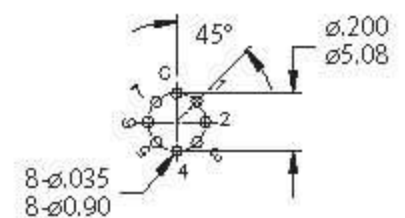
▲ Please kindly note our standard is with .307(7.80) Acuator. If you need .098(2.50) Acuator, please add "D" after part number.

## DIMENSION



Part No. Shown : RT-0C8

### P.C.B. LAYOUT



Part No. Shown : RT-0C8-D

### P.C.B. LAYOUT

